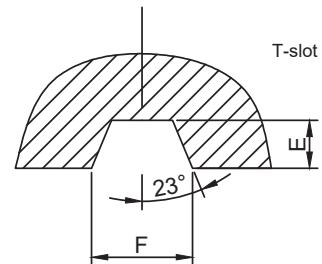
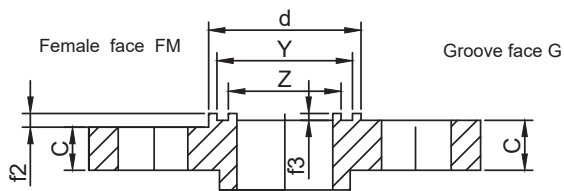
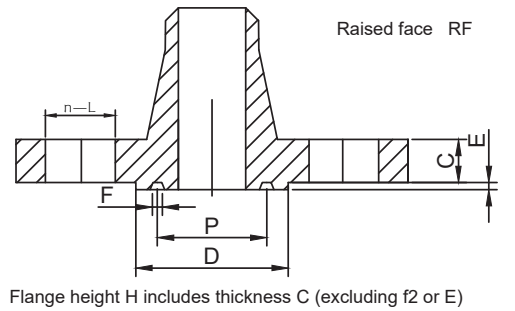
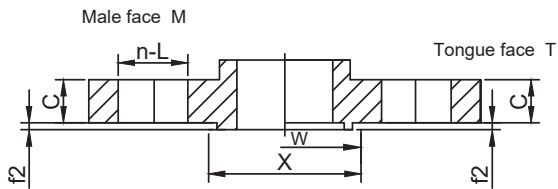
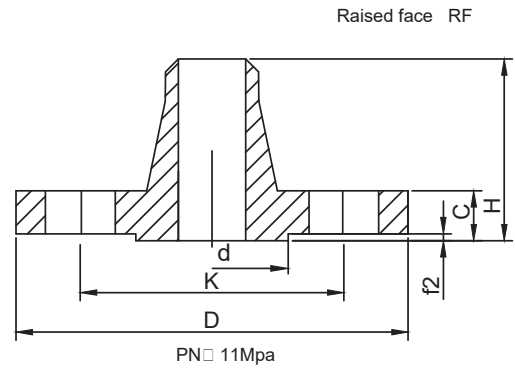
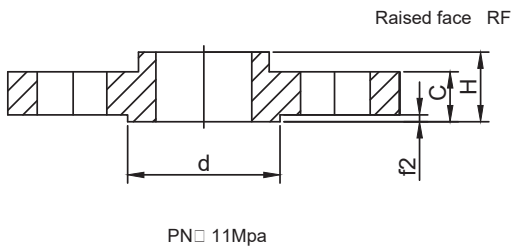
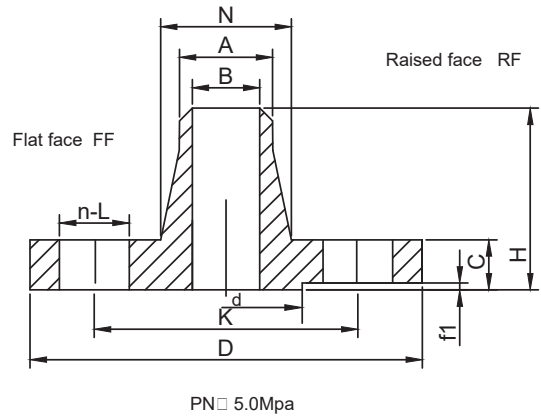
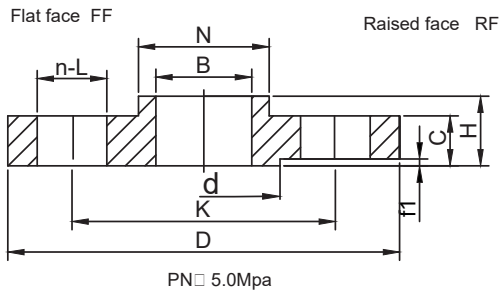


Pipe flanges ASME B16.5



Slip-On Pipe Flanges - Class 150 (mm)

Nominal Diameter	Pipe Outside Diameter	Flange Outside Diameter	Center distance of bolt hole	diameter of bolt hole	bolt holes	bolt thread	Seal surface size		Flange thickness	Flange inside diameter	Flange neck	Flange height	Approx weight	
							Raised Face(d)	Table height(f1)						
NPS(in)	DN	A	D	K	L	n	Th			C	B	N	H	(kg)
1/2	15	21.3	90.0	60.5	16.0	4.0	M14	35.0	1.6	11.5	22.0	30.0	16.0	0.41
3/4	20	26.9	100.0	70.0	16.0	4.0	M14	43.0	1.6	13.0	27.5	38.0	16.0	0.58
1	25	33.7	110.0	79.5	16.0	4.0	M14	51.0	1.6	14.5	34.5	49.0	17.0	0.80
1 1/4	32	42.4	120.0	89.0	16.0	4.0	M14	63.5	1.6	16.0	43.5	59.0	21.0	1.07
1 1/2	40	48.3	130.0	98.5	16.0	4.0	M14	73.0	1.6	17.5	49.5	65.0	22.0	1.37
2	50	60.3	150.0	120.5	18.0	4.0	M16	92.0	1.6	19.5	61.5	78.0	25.0	2.01
2 1/2	65	76.1	180.0	139.5	18.0	4.0	M16	105.0	1.6	22.5	77.5	90.0	29.0	3.32
3	80	88.9	190.0	152.5	18.0	4.0	M16	127.0	1.6	24.0	90.5	108.0	30.0	3.83
4	100	114.3	230.0	190.5	18.0	8.0	M16	157.5	1.6	24.0	116.0	135.0	33.0	5.40
5	125	139.7	255.0	216.0	22.0	8.0	M20	186.0	1.6	24.0	141.5	164.0	36.0	6.26
6	150	168.3	280.0	241.5	22.0	8.0	M20	216.0	1.6	25.5	170.5	192.0	40.0	7.50
8	200	219.1	345.0	298.5	22.0	8.0	M20	270.0	1.6	29.0	221.5	246.0	44.0	12.30
10	250	273.0	405.0	362.0	26.0	12.0	M24	324.0	1.6	30.5	276.5	305.0	49.0	16.20
12	300	323.9	485.0	432.0	26.0	12.0	M24	381.0	1.6	32.0	327.5	365.0	56.0	26.50
14	350	355.6	535.0	476.0	29.5	12.0	M27	413.0	1.6	35.0	359.5	400.0	57.0	34.50
16	400	406.4	600.0	540.0	29.5	16.0	M27	470.0	1.6	37.0	411.0	457.0	64.0	45.50
18	450	457.0	635.0	578.0	32.5	16.0	M30	533.5	1.6	40.0	462.0	505.0	68.0	48.50
20	500	508.0	700.0	635.0	32.5	20.0	M30	584.0	1.6	43.0	513.5	559.0	73.0	61.80
24	600	610.0	815.0	749.5	35.5	20.0	M33	692.0	1.6	48.0	616.5	664.0	83.0	87.70

Slip-On Pipe Flanges - Class 300 (mm)

Nominal Diameter	Pipe Outside Diameter	Flange Outside Diameter	Center distance of bolt hole	diameter of bolt hole	bolt holes	bolt thread	Seal surface size		Flange thickness	Flange inside diameter	Flange neck	Flange height	Approx weight	
							Raised Face(d)	Table height(f1)						
NPS(in)	DN	A	D	K	L	n	Th			C	B	N	H	(kg)
1/2	15	21.3	95.0	66.5	16.0	4.0	M14	35.0	1.6	14.5	22.0	38.0	22.0	0.63
3/4	20	26.9	120.0	82.5	18.0	4.0	M16	43.0	1.6	16.0	27.5	48.0	25.0	1.16
1	25	33.7	125.0	89.0	18.0	4.0	M16	51.0	1.6	17.5	34.5	54.0	27.0	1.37
1 1/4	32	42.4	135.0	98.5	18.0	4.0	M16	63.5	1.6	19.5	43.5	64.0	27.0	1.75
1 1/2	40	48.3	155.0	114.5	22.0	4.0	M20	73.0	1.6	21.0	49.5	70.0	30.0	2.47
2	50	60.3	165.0	127.0	18.0	8.0	M16	92.0	1.6	22.5	61.5	84.0	33.0	2.90
2 1/2	65	76.1	190.0	149.0	22.0	8.0	M20	105.0	1.6	25.5	77.5	100.0	38.0	4.17
3	80	88.9	210.0	168.5	22.0	8.0	M20	127.0	1.6	29.0	90.5	118.0	43.0	5.92
4	100	114.3	255.0	200.0	22.0	8.0	M20	157.5	1.6	32.0	116.0	146.0	48.0	9.73
5	125	139.7	280.0	235.0	22.0	8.0	M20	186.0	1.6	35.0	141.5	178.0	51.0	12.40
6	150	168.3	320.0	270.0	22.0	12.0	M20	216.0	1.6	37.0	170.5	206.0	52.0	16.00
8	200	219.1	380.0	330.0	26.0	12.0	M24	270.0	1.6	41.5	221.5	260.0	62.0	23.90
10	250	273.0	445.0	387.5	29.5	16.0	M27	324.0	1.6	48.0	276.5	321.0	67.0	34.00
12	300	323.9	520.0	451.0	32.5	16.0	M30	381.0	1.6	51.0	327.5	375.0	73.0	49.10
14	350	355.6	585.0	514.5	32.5	20.0	M30	413.0	1.6	54.0	359.5	426.0	76.0	69.10
16	400	406.4	650.0	571.5	35.5	20.0	M33	470.0	1.6	57.5	411.0	483.0	83.0	88.90
18	450	457.0	710.0	628.5	35.5	24.0	M33	533.5	1.6	60.5	462.0	533.0	89.0	107.20
20	500	508.0	775.0	686.0	35.5	24.0	M33	584.0	1.6	63.5	513.5	587.0	95.0	132.90
24	600	610.0	915.0	813.0	42.0	24.0	M39x3	692.0	1.6	70.0	616.5	702.0	104.0	198.70

Welding-Neck Pipe Flanges - Class 150 (mm)

Nominal Diameter	Pipe Outside Diameter		Flange Outside Diameter	Center distance of bolt hole	diameter of bolt hole	bolt holes	bolt thread	Seal surface size		Flange thickness	Flange inside diameter	Flange neck	Flange height	Approx weight
	NPS(in)	DN						A	D					
1/2	15	21.3	90	60.5	16	4	M14	35	1.6	11.5	15.5	30	48	0.91
3/4	20	26.9	100	70	16	4	M14	43	1.6	13	21	38	52	0.91
1	25	33.7	110	79.5	16	4	M14	51	1.6	14.5	27	49	56	1.14
1 1/4	32	42.4	120	89	16	4	M14	63.5	1.6	16	35	59	57	1.14
1 1/2	40	48.3	130	98.5	16	4	M14	73	1.6	17.5	41	65	62	1.81
2	50	60.3	150	120.5	18	4	M16	92	1.6	19.5	52	78	64	2.72
2 1/2	65	76.1	180	139.5	18	4	M16	105	1.6	22.5	66	90	70	4.45
3	80	88.9	190	152.5	18	4	M16	127	1.6	24	77.5	108	70	5.22
4	100	114.3	230	190.5	18	8	M16	157.5	1.6	24	101.5	135	76	7.49
5	125	139.7	255	216	22	8	M20	186	1.6	24	127	164	89	9.53
6	150	168.3	280	241.5	22	8	M20	216	1.6	25.5	154	192	89	11.8
8	200	219.1	345	298.5	22	8	M20	270	1.6	29	203	246	102	19.1
10	250	273	405	362	26	12	M24	324	1.6	30.5	255	305	102	24.5
12	300	323.9	485	432	26	12	M24	381	1.6	32	303.5	365	114	39.9
14	350	355.6	535	476	29.5	12	M27	413	1.6	35	333.5	400	127	51.8
16	400	406.4	600	540	29.5	16	M27	470	1.6	37	381	457	127	64.5
18	450	457	635	578	32.5	16	M30	533.5	1.6	40	428.5	505	140	74.9
20	500	508	700	635	32.5	20	M30	584	1.6	43	476	559	145	89.4
22	550	559	750	692	35.5	20	M33	641	1.6	46	525	610	149	103.5
24	600	610	815	749.5	35.5	20	M33	692	1.6	48	575	664	152	121.7

Welding-Neck Pipe Flanges - Class 300 (mm)

Nominal Diameter	Pipe Outside Diameter		Flange Outside Diameter	Center distance of bolt hole	diameter of bolt hole	bolt holes	bolt thread	Seal surface size		Flange thickness	Flange inside diameter	Flange neck	Flange height	Approx weight
	NPS(in)	DN						A	D					
1/2	15	21.3	95	66.5	16	4	M14	35	1.6	14.5	15.5	38	52	0.91
3/4	20	26.9	120	82.5	18	4	M16	43	1.6	16	21	48	57	1.36
1	25	33.7	125	89	18	4	M16	51	1.6	17.5	27	54	62	1.82
1 1/4	32	42.4	135	98.5	18	4	M16	63.5	1.6	19.5	35	64	65	2.27
1 1/2	40	48.3	155	114.5	22	4	M20	73	1.6	21	41	70	68	3.18
2	50	60.3	165	127	18	8	M16	92	1.6	22.5	52	84	70	3.36
2 1/2	65	76.1	190	149	22	8	M20	105	1.6	25.5	66	100	76	5.45
3	80	88.9	210	168.5	22	8	M20	127	1.6	29	77.5	118	79	8.17
4	100	114.3	255	200	22	8	M20	157.5	1.6	32	101.5	146	86	12.1
5	125	139.7	280	235	22	8	M20	186	1.6	35	127	178	98	16.3
6	150	168.3	320	270	22	12	M20	216	1.6	37	154	206	98	20.4
8	200	219.1	380	330	26	12	M24	270	1.6	41.5	203	260	111	31.3
10	250	273	445	387.5	29.5	16	M27	324	1.6	48	255	321	117	45.4
12	300	323.9	520	451	32.5	16	M30	381	1.6	51	303.5	375	130	64.5
14	350	355.6	585	514.5	32.5	20	M30	413	1.6	54	323.5	426	143	93.5
16	400	406.4	650	571.5	35.5	20	M33	470	1.6	57.5	371	483	146	113.1
18	450	457	710	628.5	35.5	24	M33	533.5	1.6	60.5	417	533	159	138.9
20	500	508	775	686	35.5	24	M33	584	1.6	63.5	468	587	162	167.5
22	550	559	840	743	42	24	M39x3	641	1.6	66.5	509	640	165	199.4
24	600	610	915	813	42	24	M39x3	692	1.6	70	560	702	168	235.6

Welding-Neck Pipe Flanges - Class 600 (mm)

Nominal Diameter	Pipe Outside Diameter	Flange Outside Diameter	Center distance of bolt hole	diameter of bolt hole	bolt holes	bolt thread	Seal surface size		Flange thickness	Flange inside diameter	Flange neck	Flange height	Approx weight	
							Raised Face(d)	Table height(f1)						
NPS(in)	DN	A	D	K	L	n	Th			C	B	N	H	(kg)
1/2	15	21.3	95	66.5	16	4	M14	35	6.4	14.5	38	14	52	1.36
3/4	20	26.9	120	82.5	18	4	M16	43	6.4	16	48	18.5	57	1.59
1	25	33.7	125	89	18	4	M16	51	6.4	17.5	54	24.5	62	1.82
1 1/4	32	42.4	135	98.5	18	4	M16	63.5	6.4	21	64	32	67	2.5
1 1/2	40	48.3	155	114.5	22	4	M20	73	6.4	22.5	70	38	70	3.63
2	50	60.3	165	127	18	8	M16	92	6.4	25.5	84	49	73	4.54
2 1/2	65	76.1	190	149	22	8	M20	105	6.4	29	100	61.5	79	6.36
3	80	88.9	210	168.5	22	8	M20	127	6.4	32	117	72.5	83	8.17
4	100	114.3	275	216	26	8	M24	157.5	6.4	38.5	152	96.5	102	16.8
5	125	139.7	330	267	29.5	8	M27	186	6.4	44.5	189	119.5	114	30.9
6	150	168.3	355	292	29.5	12	M27	216	6.4	48	222	146	117	33.1
8	200	219.1	420	349	32.5	12	M30	270	6.4	55.5	273	187	133	50.9
10	250	273	510	432	35.5	16	M33	324	6.4	63.5	343	238	152	85.8
12	300	323.9	560	489	35.5	20	M33	381	6.4	67	400	279.5	156	102.6
14	350	355.6	605	527	39	20	M36×3	413	6.4	70	432	305.5	165	157.5
16	400	406.4	685	603	42	20	M39×3	470	6.4	76.5	495	350	178	218.4
18	450	457	745	654	45	20	M42×3	533.5	6.4	83	546	397	184	252.0
20	500	508	815	724	45	24	M42×3	584	6.4	89	610	444	190	313.3
22	550	559	870	778	48	24	M45×3	641	6.4	95	665	487	197	376.5
24	600	610	940	838	51	24	M48×3	692	6.4	102	718	530	203	443.6

Welding-Neck Pipe Flanges - Class 900 (mm)

Nominal Diameter	Pipe Outside Diameter	Flange Outside Diameter	Center distance of bolt hole	diameter of bolt hole	bolt holes	bolt thread	Seal surface size							Flange thickness	Flange inside diameter	Flange neck	Flange height	Approx weight
							RJ face											
NPS(in)	DN	A	O	K	L	n	Th	Ring number	dmin	P	E	F	Rmax	C	D	N	H	(kg)
1/2	15	21.3	120	82.5	22	4	M20	R11	51	34.14	5.56	7.14	0.8	22.5	38	14	60	3.18
3/4	20	26.9	130	89	22	4	M20	R13	63.5	42.88	6.35	8.74	0.8	25.5	44	18.5	70	3.18
1	25	33.7	150	101.5	26	4	M24	R16	70	50.8	6.35	8.74	0.8	29	52	24.5	73	3.86
1 1/4	32	42.4	160	111	26	4	M24	R18	79.5	60.32	6.35	8.74	0.8	29	64	32	73	4.54
1 1/2	40	48.3	180	124	29.5	4	M27	R20	90.5	68.27	6.35	8.74	0.8	32	70	38	83	6.36
2	50	60.3	215	165	26	8	M24	R23	108	82.55	7.92	11.91	0.8	38.5	105	49	102	10.9
2 1/2	65	76.1	245	190.5	29.5	8	M27	R26	127	101.6	7.92	11.91	0.8	41.5	124	61.5	105	16.3
3	80	88.9	240	190.5	26	8	M24	R31	146	123.82	7.92	11.91	0.8	38.5	127	72.5	102	13.2
4	100	114.3	290	235	32.5	8	M30	R37	175	149.22	7.92	11.91	0.8	44.5	159	96.5	114	23.2
5	125	139.7	350	279.5	35.5	8	M33	R41	210	180.98	7.92	11.91	0.8	51	190	119.5	127	39.1
6	150	168.3	380	317.5	32.5	12	M30	R45	241	211.12	7.92	11.91	0.8	56	235	146	140	49.9
8	200	219.1	470	393.5	39	12	M36×3	R49	302	269.88	7.92	11.91	0.8	63.5	298	194	162	84.9
10	250	273	545	470	39	16	M36×3	R53	356	323.85	7.92	11.91	0.8	70	368	241	184	121.7
12	300	323.9	610	533.5	39	20	M36×3	R57	413	381	7.92	11.91	0.8	79.5	419	288.5	200	168.9
14	350	355.6	640	559	42	20	M39×3	R61	457	419.1	7.92	11.91	0.8	86	451	315.5	213	255.2
16	400	406.4	705	616	45	20	M42×3	R65	508	469.9	7.92	11.91	0.8	89	508	362	216	311.0
18	450	457	785	686	51	20	M48×3	R69	575	533.4	7.92	11.91	0.8	102	565	407	229	419.5
20	500	508	855	749.5	55	20	M52×3	R73	635	584.2	9.52	13.49	1.5	108	672	452	248	528.5
24	600	610	1040	901.5	68	20	M64×3	R77	749	692.15	11.13	16.66	1.5	140	749	546	267	956.6