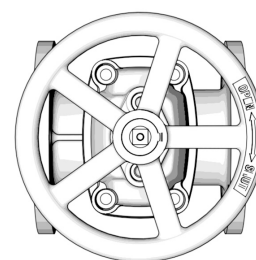
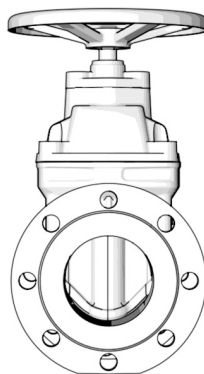
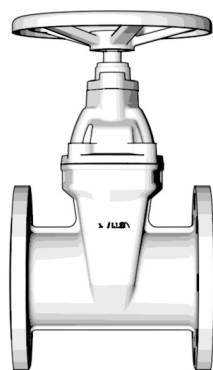


Series SG45	
Size Range	50mm~1400mm (2"~56")
Body Style	Flanged
Temperature Range	-20°C~150°C
Pressure Range	1.0MPa~2.5MPa (Class150)
Body Materials	GGG40, GGG50, CF8, CF8M
Disc Materials	GGG40, GGG50, CF8, CF8M
Stem Materials	420, F304, F316
Seat Materials	EPDM, NBR, MVQ
Installation Direction	Bidirectional
Face to Face	DIN3202 F4, DIN3202 F5, EN558-1, BS5163
Design	DIN3352, BS5163
Flange Drilling	DIN2632, DIN2633, EN1092-2, BS4504, GOST33259
Top connection	ISO5211, GOST55510
Inspection	DIN3230, GB/T13927, ISO5028

SG45
Flanged Resilient Gate Valve



S	G(Type)	×(Driving)	4(Connection)	5(Structure)	S(Sealing material)	-	16(Pressure)	D(Body material)
Seallon	G-gate valve	×-handwheel 0-yoke 5-gear box 6-pneumatic 9-electric	4-flanged	5-non-rising stem, wedged	R-rubber	-	10 16 25	D-ductile iron S-stainless steel



DN	50	65	80	100	125	150	200	250	300	350	400	450	500	600	700	800	900	1000	1200	1400
L (F-F DIN3202 F4, mm)	150	170	180	190	200	210	230	250	270	290	310	350	350	390	430	470	510	550	630	710
L (F-F DIN3202 F5, mm)	250	270	280	300	325	350	400	450	500	550	600	650	700	800	900	1000	1100	1200	1400	
L (F-F BS5163, mm)	178	190	203	229	254	267	292	330	356	381	406	432	457	508						
Torque (1.6Mpa)	60	75	75	100	125	150	200	250	300	325	350	425	525	800						
Bare stem weight (kg)	12.2	14.5	16.9	20.8	32.5	36.5	57	87.7	117	181	247	330	429	576	800	1150	1700	2200	3300	4200