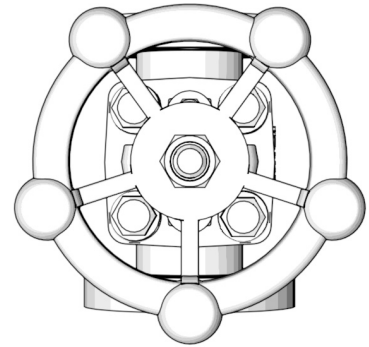
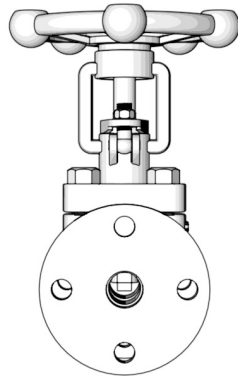
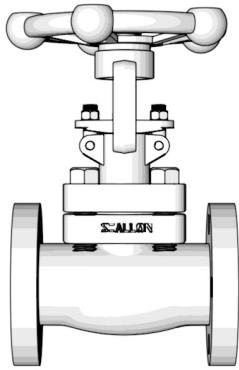


SG41-F
Flanged Forged Steel Gate Valve



Series SG41-F	
Size Range	15mm~50mm (1/2"~2")
Body Style	Flanged
Temperature Range	-46°C~650°C
Pressure Range	1.0MPa~16.0MPa (Class150~2500)
Body Materials	A105, LF2, F11, F51, F91, F304, F316
Disc Materials	A105, LF2, F11, F51, F91, F304, F316
Stem Materials	410, F6a, F51, F91, F304, F316
Seat Materials	410, 410HF, F51, F91, F304, F316
Installation Direction	Bidirectional
Face to Face	GB/T12221, ASME B16.10, Customized
Design	GB/T12234, API602, ASME B16.34
Flange Drilling	ASME B16.5, EN1092, GOST33259
Top connection	ISO5211, GOST55510
Inspection	GB/T26480, ISO5028, API598, JB/T9092

S	G(Type)	×(Driving)	4(Connection)	1(Structure)	R(Sealing material)	-	16(Pressure)	C(Body material)
Seallon	G-gate valve	×-handwheel 0-yoke 5-gear box 6-pneumatic 9-electric	4-flanged	1-wedged	S-stainless steel	-	10 16 25 40 63	C-forged steel S-stainless steel



DN	15	20	25	32	40	50
L (F-F PN16~40, mm)	140	150	165	178	200	250
L (F-F 150LB, mm)	108	117	127	140	165	178
L (F-F 300LB, mm)	140	152	165	178	190	216
L (F-F 600LB, mm)	165	190	216	229	241	292
Torque (1.6~4.0Mpa)	35	35	35	35	35	60
Weight (kg)	3.5	4	6.2	7.2	10.4	15.5