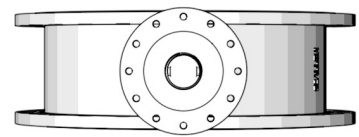
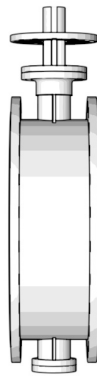



SB43
Triple Eccentric Flanged
Butterfly Valve



Series SB43	
Size Range	50mm~2400mm (2"~96")
Body Style	Flanged
Temperature Range	-29°C~425°C
Pressure Range	0.6MPa~6.3MPa (Class150~900)
Body Materials	WCB, LCC, LC1, WC6, CF8, CF8M, 321, 904L
Disc Materials	WCB, LC1, WC6, CF8, CF8M, 321, 316Ti, 904L, 310S
Stem Materials	420, 17-4PH, 304, 316, 321
Seat Materials	304+Graphite, EPDM, PTFE, Viton, Metal to metal
Installation Direction	Unidirectional, Bidirectional
Face to Face	GB/T12221, BS EN558-1
Design	GB/T12238, BS EN593, API609
Flange Drilling	ASME B16.5, EN1092, GOST33259, DIN2501
Top connection	ISO5211, GOST55510
Inspection	GB/T13927, ISO5028, API598, JB/T9092

S	B(Type)	O(Driving)	4(Connection)	3(Structure)	S(Sealing material)	-	16(Pressure)	C(Body material)
Seallon	B-butterfly valve	x-handle 0-yoke 3-gear box 6-pneumatic 9-electric	4-flanged	3-triple eccentric	R-rubber P-PTFE S-stainless steel	-	6 10 16 25 40 63	C-cast steel S-stainless steel



DN	50	65	80	100	125	150	200	250	300	350	400	450	500	600	700	800	900	1000	1200	1400	1600	1800	2000	2200	2400
L (F-F) mm	108	112	114	127	140	140	152	165	178	190	216	222	229	267	292	318	330	410	470	530	600	670	760	800	850
Torque (0.6Mpa)	25	29	34	61	104	178	201	353	635	819	1047	1451	2043	2779	3080	3912	5275	6915	12540	24650	40850	48600	60000		
Torque (1.0Mpa)	29	35	57	102	165	250	400	518	992	1623	1944	2451	3285	5548	6331	7307	8474	11717	20563	26589	43375	68000	85000		
Torque (1.6Mpa)	37	60	81	141	228	450	601	956	1352	2234	2842	3452	4527	6018	6890	8760	9750	13560	22360	34900	48600	92000	114000		
Torque (2.5Mpa)	59	82	102	180	289	564	800	1250	1711	2844	3738	4412	5769	9495	14200	19847	26438	35553	38900						
Torque (4.0Mpa)	83	106	148	256	412	790	1202	1862	2428	4067	5533	6454	8253	13443	22720	31755	36188	44113	61962						
Bare stem weight (kg)	10.3	13	16	19	27	32	47	67	94	116	158	186	252	346	415	615	779	1200	1800	2400	3000	4400	6300		