
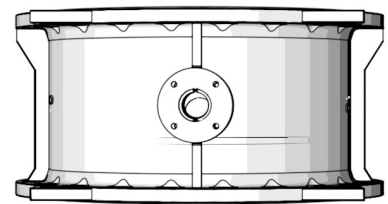
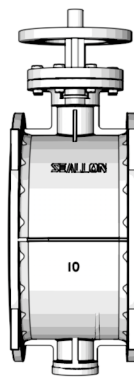
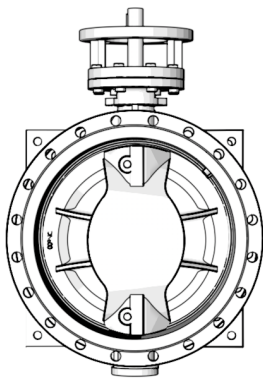


SB42
Double Eccentric Flanged
Butterfly Valve



Series SB42	
Size Range	100mm~2400mm (4"~96")
Body Style	Flanged
Temperature Range	-20°C~110°C
Pressure Range	0.6MPa~2.5MPa (Class150)
Body Materials	GGG40, 16Mn, Q345
Disc Materials	GGG40, CF8, CF8M, Duplex Stainless Steel
Stem Materials	420, 431, 304, 316
Seat Materials	EPDM, NBR, PTFE, Viton
Installation Direction	Bidirectional
Face to Face	GB/T12221, BS EN558-1
Design	GB/T12238, BS EN593, API609
Flange Drilling	ASME B16.5, EN1092, GOST33259, DIN2501
Top connection	ISO5211, GOST55510
Inspection	GB/T13927, ISO5028, API598, JB/T9092

S	B(Type)	O(Driving)	4(Connection)	2(Structure)	R(Sealing material)	-	16(Pressure)	D(Body material)
Seallon	B-butterfly valve	x-handle 0-yoke 3-gear box 6-pneumatic 9-electric	4-flanged	2-double eccentric	R-rubber P-PTFE	-	6 10 16 25	D-ductile iron C-cast steel



DN	100	125	150	200	250	300	350	400	450	500	600	700	800	900	1000	1200	1400	1600	1800	2000	2200	2400
L (F-F Series 13, mm)	127	140	140	152	165	178	190	216	222	229	267	292	318	330	410	470	530	600	670	760	800	850
L (F-F Series 14, mm)	190	200	210	230	250	270	290	310	330	350	390	430	470	510	550	630	710	790	870	950	1000	1100
Torque (0.6Mpa)	42	89	100	190	314	525	819	1047	1451	2043	2779	3080	3912	5275	6915	12540	17403	26446	36730	50346	66385	92429
Torque (1.0Mpa)	46	98	108	197	330	552	846	1150	1570	1997	3107	4591	6246	8491	11784	17921	28426	40929	56958	77056	103865	140616
Torque (1.6Mpa)	70	146	165	295	489	885	1340	1796	2476	3123	5639	6839	9626	12957	18175	30547	34900	48600	92000	114000	159600	
Bare stem weight (kg)	20	28	35	52	72	75	110	150	190	245	300	420	560	780	980	1500	2450	3600	4400	6200	7800	